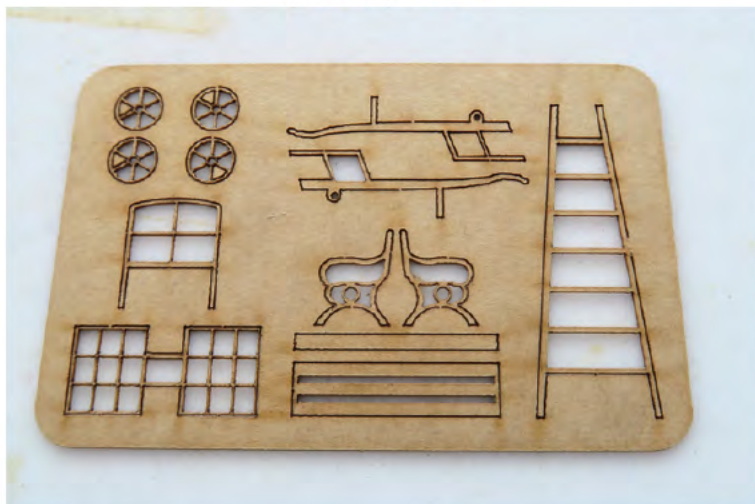






# MONTAGE DES ACCESSOIRES DE GARE réf HF 02









Tous  
les  
collages  
sont  
à  
effectuer  
à  
la  
colle  
blanche





Pliez progressivement





Passer une couche de vernis acrylique mat avant peinture pour éviter le ramollissement du presspahn.

